



elements of
**OUTDOOR
STYLE**





STYLE
PERMEATES
EVERY
HOME.

And at Trex, we believe yours is meant to extend beyond its threshold. That's why we offer a variety of decking and railing collections, furniture and features, so that every family and every budget can experience the warm feeling of belonging. Find that in the pages ahead and then make the *Trex® decision that's right for you™*.

TABLE
of
CONTENTS

SECTION I: DECKING 06

Embrace color with durable, eco-friendly collections of decking.

SECTION II: RAILING 26

Frame your view with long-lasting railing for all tastes and budgets.

SECTION III: EXTRAS 36

Mind the particulars of relaxing and entertaining.

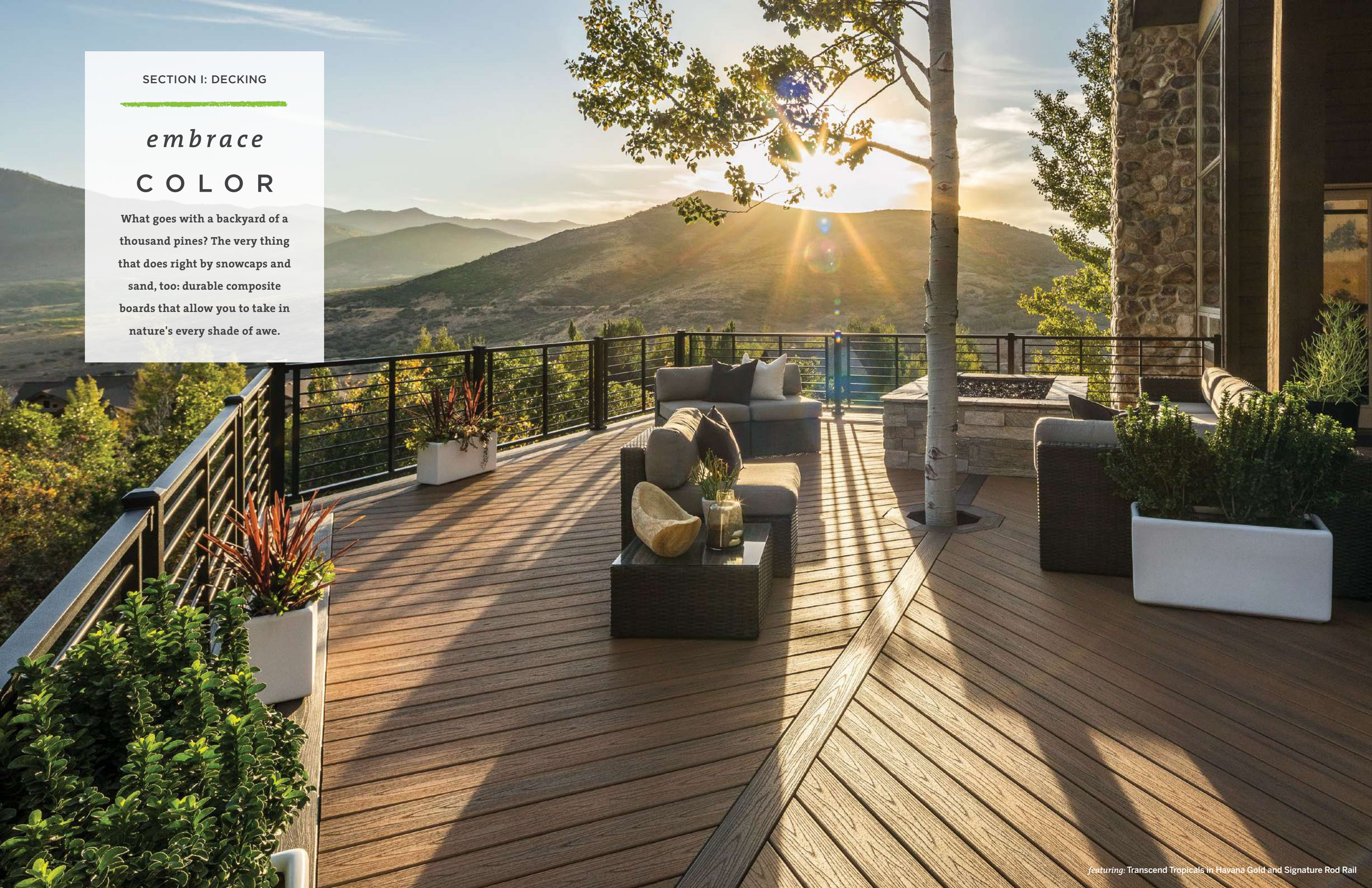
SECTION IV: PRODUCT LISTINGS... 48



SECTION I: DECKING

embrace
C O L O R

What goes with a backyard of a thousand pines? The very thing that does right by snowcaps and sand, too: durable composite boards that allow you to take in nature's every shade of awe.





Trex Transcend®

TROPICALS

ELEVATED AESTHETICS PAIRED WITH
THE HIGHEST LEVEL OF PERFORMANCE

Big, bold notions of outdoor living come to life with Trex Transcend® Tropicals. Our premium line combines second-to-none performance and hassle-free maintenance with the beauty of exotic wood. The result? Naturally streaked hues that make a vibrant statement.

SHOWN IN TIKI TORCH

A luxurious
look that lasts




Rich,
multi-tonal
colors

BOARD PROFILES

SQUARE
EDGE

GROOVED
EDGE



Curveable boards
for endless design
possibilities


Use Trex Hideaway® Hidden
Fastening System for a clean,
fastener-free appearance

RARIFIED AIR

When choosing a deck color, look
to your natural surroundings.
Here *Tiki Torch* plays off the red
rocks and golden high-noons that
frame this Colorado home.



In her ELEMENT



tastemaker
EVETTE RIOS

Enjoying the languid pace of home is not something that life-style expert, writer, designer and TV personality Evette Rios takes lightly. So when it came to expanding the Pocono Mountains retreat that she shares with her husband, Stephen, and her two sons, Yago and Rex, the Jane-of-all-trades knew she wanted an outdoor room that not only reflected her colorful personality, but required little of her time when it came to maintenance. Here the style guru shares the ins and outs of her recent Trex deck build.

How did you come to choose Trex for your project?

I try to use sustainable and environmentally friendly products for my home whenever possible. Trex decking was the ideal solution because it is extremely durable and almost completely made of recycled content.

Which Trex decking product did you use?

I chose Trex Transcend in Island Mist. I love it because it has a silvery aged look that works well with the old barn wood around our property. We also used Trex Signature® railing with glass panels, which allowed us to have an uninterrupted view of the trees and visiting birds.

Did anything about Trex surprise you?

I was unsure if it would look like real wood, but Transcend decking looks entirely realistic with its streaks and color variations.

How are you using your outdoor space?

We eat our meals out there, we play out there, and we cook out there, too. Plus, there's a hot tub and a fireplace, so we are spending a lot of time on our Trex deck.

Featured in photos

Transcend Tropicals in Island Mist
Signature Glass & Aluminum Railing
Trex® Outdoor Kitchens™



TREX® CLADDING™

A new side to Transcend.
Learn about the architects' choice in elegant, worry-free residential armor at cladding.trex.com


Trex Transcend®

EARTH TONES

A CLASSIC LOOK FOR
UNCOMPROMISING HOMES

Like its tropical counterpart, Trex Transcend® Earth Tones gives homeowners the freedom and confidence to design to every curve of the imagination. These premium composite boards stand apart with a monochromatic color palette as timeless as its inspiration: nature itself.

SHOWN IN VINTAGE LANTERN



A luxurious look that lasts

Consistent monochromatic color, end to end

BOARD PROFILES

SQUARE
EDGE




GROOVED
EDGE




Curveable boards for endless design possibilities

Use Trex Hideaway® Hidden Fastening System for a clean, fastener-free appearance



Gravel Path



Rope Swing



Vintage Lantern



SERENITY NOW

From walls to cabinets, grey has found its way into today's homes, thanks to its ability to blend and calm. Here *Pebble Grey* compels a four-legged friend to not only sit, but stay.

TrexSelect®
EARTH TONES

THE PERFECT PAIRING OF PRICE
AND MINIMAL MAINTENANCE

Durable and inviting, Trex Select® brings consistent performance to your home—and peace of mind. Skip the stain aisle and instead live life outdoors with the simple choice in composite decking.

SHOWN IN PEBBLE GREY

Built for living,
not maintaining



Wide range
of traditional,
complementary
colors

BOARD PROFILES

SQUARE
EDGE



Square board
also usable as a
cocktail railing
surface

GROOVED
EDGE



Use Trex Hideaway® Hidden
Fastening System for a clean,
fastener-free appearance



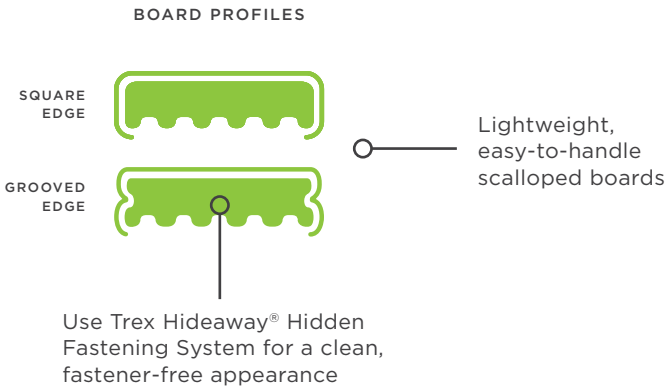


Trex Enhance[®]

NATURALS


THE BEAUTY OF WOOD WITH
THE EASE OF COMPOSITE

With its authentic wood-grain appearance, Trex Enhance[®] Naturals offers all the charm and none of the trouble of pressure-treated lumber. Imagine enjoying the very same multi-tonal streaking now and 25 years from now without costly, continual upkeep.



GOLDEN HOUR

Sampling a board color is the best way to grasp its finer details. A contemporary neutral like *Rocky Harbor* has pleasing depth, complete with slate streaks and sandy undertones.





Trex Enhance[®]

BASICS

PRICED TO PUT THE PRESSURE
ON TREATED LUMBER

Trex has engineered cost out of the equation with our latest collection of easy-to-build, easy-to-maintain decking. Trex Enhance[®] Basics melds the durability of composite with the affordability of wood, resulting in long-lasting, worry-free decking.

NEW DEPTHS

There's nothing monotonous about monochromatic color. This perch in *Saddle* showcases the universal appeal of earthy brown.

SHOWN IN SADDLE



Perfect for DIYers:
no specialty
tools required

No sanding,
no sealing...ever

BOARD PROFILES

SQUARE
EDGE





GROOVED
EDGE



Lightweight,
easy-to-handle
scalloped boards

Use Trex Hideaway[®] Hidden
Fastening System for a clean,
fastener-free appearance





BEST

Trex Transcend® TROPICALS

Elevated aesthetics paired with the highest level of performance.

\$\$\$  (25) ★★★★★



Island Mist



Tiki Torch




Havana Gold



Spiced Rum



Lava Rock



BEST


Trex Transcend® EARTH TONES

A classic look for uncompromising homes.


\$\$\$  (25) ★★★★★



Gravel Path



Rope Swing



Vintage Lantern



BETTER

Trex Select® EARTH TONES

The perfect pairing of price and minimal maintenance.

\$\$  (25) ★★



Pebble Grey



Winchester Grey



Saddle



Woodland Brown



Madeira



BETTER

Trex Enhance® NATURALS

The beauty of wood with the ease of composite.

\$\$  (25) ★



Foggy Wharf



Rocky Harbor



Toasted Sand



Coastal Bluff



GOOD

Trex Enhance® BASICS

Priced to put the pressure on treated lumber.

\$  (25) ★



Clam Shell



Beach Dune



Saddle

Sample any and every color at order.trex.com

Why WOOD YOU?

Trading up from wood to Trex means ditching hours of annual upkeep that costs way more than you bargain for. Compare the qualities of our high-performance, Made-in-America boards to lumber and ask yourself: *can you afford not to choose Trex?*

TREX WILL



Withstand sun, snow & sleet
HIGH-PERFORMANCE TECHNOLOGY



Clean easily with soap & water
LOW-MAINTENANCE SHELL



Let forestfuls of trees grow and grow
MADE OF 95% RECYCLED MATERIALS IN THE USA



Make good on its promises
25-YEAR LIMITED RESIDENTIAL AND FADE & STAIN WARRANTIES

TREX WON'T



Rot, warp or splinter
UNLIKE WOOD



Need seasonal sealing or staining
UNLIKE WOOD



Become food for termites
UNLIKE WOOD



Fade or stain
UNLIKE WOOD



Which Trex and why?
See how our collections stack up
to wood at compare.trex.com



GREATER GREEN, GREATER GOOD.

It's a good feeling to be able to take in the view from your deck and know you did your part to protect the world around you.

Trex homeowners experience that sense of contentment over and over again, having chosen eco-friendly composite boards made with clean technology.



95%

recycled content

We repurpose 400,000 tons of plastic film and reclaimed sawdust annually



400 MILLION

pounds of plastic

Diverting this from landfills each year has made Trex one of largest recyclers of plastic film in North America



22,000

trees planted

Each sale of Trex Outdoor Furniture has led to this tally, thanks to our partnership with Trees for the Future



SECTION II: RAILING

frame your
V I E W

With fresh air comes much-needed perspective. Be it tree lines or stars, the great beyond has a way of unravelling the near and now. So why obstruct what inspires? Behold railing that allows you to eagerly—and beautifully—lean in.



Trex Signature®

..... RAILING

EFFORTLESS STYLE, EXCEPTIONAL STRENGTH

Incredibly sleek and remarkably strong, Trex Signature® celebrates the refined beauty of negative space. Choose from four infill options to complement powder-coated aluminum rails and posts.



TREX SIGNATURE® ALUMINUM RAILING

Traditional balusters pair stunning lines with guaranteed durability.



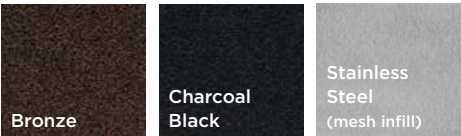
TREX SIGNATURE® ROD RAIL

Horizontal infill rods deliver high-end design to any outdoor space.



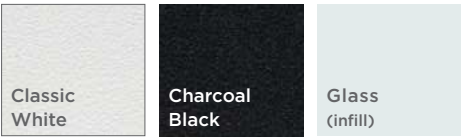
TREX SIGNATURE® MESH RAILING

Stainless-steel crosshatching lends a modern, industrial edge.



TREX SIGNATURE® GLASS RAILING

The ultimate in clean and contemporary: tempered glass (and sweeping views).



@TREXCOMPANY
SHOW US
YOUR VIEW

Tag your photos with #trexrailing
to be featured on our Instagram feed.



featuring: Crown top rail in Vintage Lantern
with round aluminum balusters in Bronze



featuring: Rails in Tree House with square
composite balusters in Vintage Lantern



featuring: Rails in Classic White with round
aluminum balusters in Charcoal Black

Photos © 2020 Discovery or its subsidiaries and affiliates. All rights reserved.

Trex Transcend®

..... RAILING

TIMELESS DESIGN YOU CAN TRUST—
AND TAILOR


When you want the freedom to mix and match balusters, rails and posts, you want Trex Transcend®. As strong and sturdy as its namesake decking, Transcend puts every color combination within reach. Style your own or eliminate the guesswork with pre-designed kits.

COMPOSITE: TOP & BOTTOM RAILS, SQUARE BALUSTERS

Classic White	Charcoal Black	Gravel Path	Rope Swing	Tree House	Vintage Lantern
---------------	----------------	-------------	------------	------------	-----------------

ALUMINUM: ROUND BALUSTERS

Classic White	Bronze	Charcoal Black
---------------	--------	----------------



featuring: Standard rails in Classic White with round aluminum balusters in Charcoal Black


Trex Select®

..... R A I L I N G

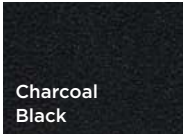
THE SIMPLE CHOICE FOR YOUR BACKYARD

Why overthink what works? Crisp, safe and effective, Trex Select® railing streamlines the design process by combining composite rails in Classic White and round aluminum balusters in Charcoal Black.

COMPOSITE TOP
& BOTTOM RAILS



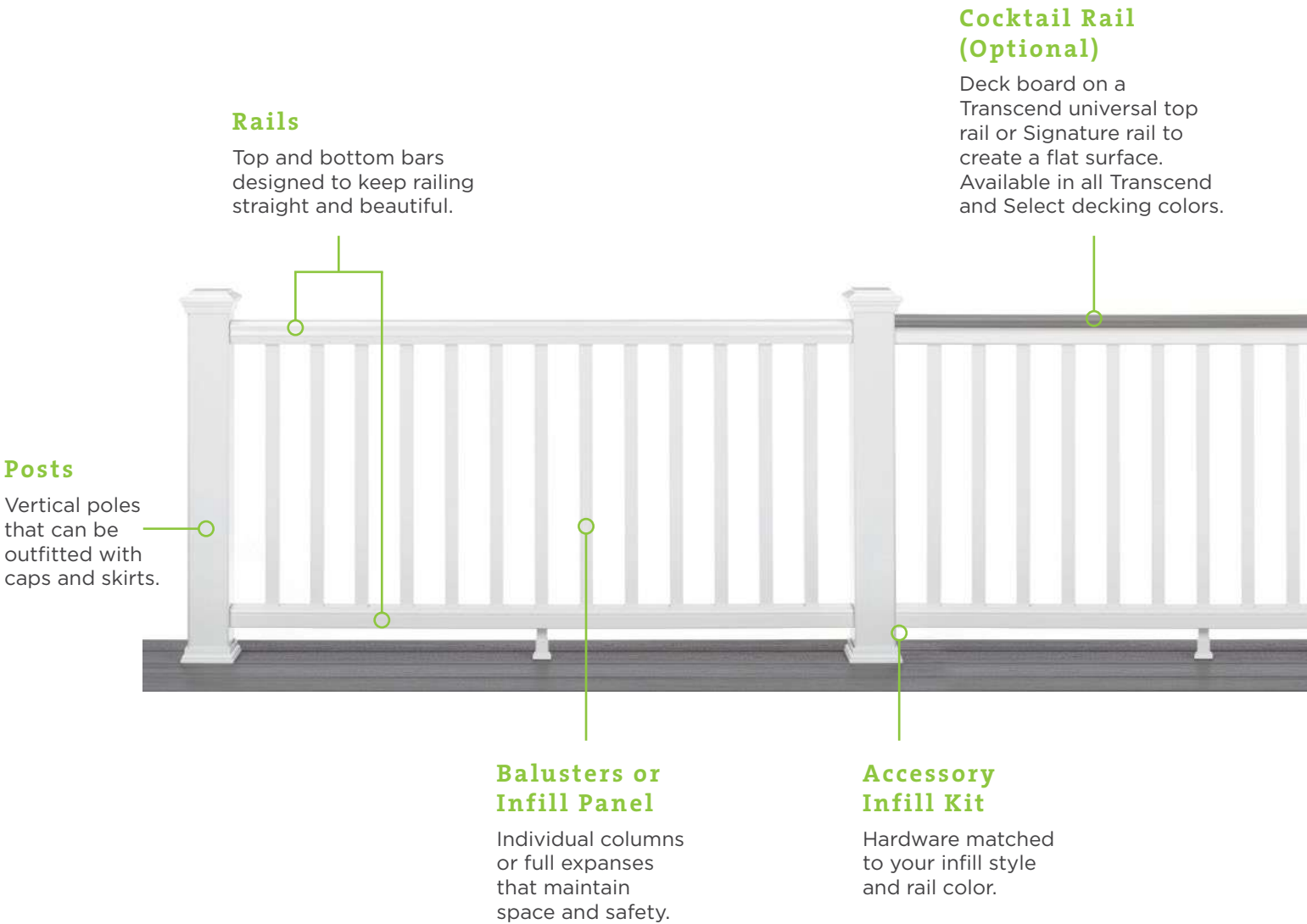
ROUND ALUMINUM
BALUSTERS



The anatomy of RAILING



There are several key components of a railing section.
Refer to the diagram to get a sense of what's what.





Transcend Rail & Round Aluminum Baluster Kit



Select Rail & Round Aluminum Baluster Kit

Perplexed by railing? Try a style shortcut.

Rail Kits

OFF-THE-SHELF EASE

Perfect for DIYers, this one-box solution includes top and bottom rails, your preferred infill and all necessary hardware for a single section of railing. Available in our most popular colors, kits cut down on the number of steps in your selection and ordering processes.

Post sleeve, cap and skirt sold separately.



Signature Aluminum Rail & Square Baluster Kit

Decking & Railing Duos

COLOR-MINDED PAIRINGS

Know which decking color you're building with? Then start here. Each of our decking colors has been paired with three distinct rail-and-baluster looks. Choose from 60 unique ensembles, each accompanied with a thorough list of materials and tagged with an alphanumeric code, all online at **duos.trex.com**



Spiced Rum
(SR)

SECTION III: EXTRAS

mind the
PARTICULARS

One homeowner's entertainment area is another's escape. Which is to say, a deck has no single purpose. For some, it's a place to gather; for others, it's a place to decompress. The difference lies in the details.





Trex Hideaway®
HIDDEN FASTENERS

SMOOTH, PREMIUM FINISH

Your means to a screw-free, evenly spaced deck surface. These self-gapping glass-filled nylon hidden fasteners are used in tandem with our grooved-edge boards.

QUICK AND EASY

Begin your install with securing your first board with start clips, made from stainless steel for superior durability.



Trex® Fascia

BEAUTY FROM EVERY ANGLE

With Trex® Fascia, your outdoor space stands out, side on. Engineered to retain its rich color just as long as your deck surface, our fascia adds wonderful depth and dimension to your design.

GIVE YOUR DECK AN EDGE

Try Universal White Fascia for a crisp, clean finish.

More edging ideas at fascia.trex.com



Universal
White Fascia

Available in all decking colors



Trex® Outdoor Lighting™

**IMAGINE WHAT LIGHTING COULD
BRING TO THE PARTY**


With the right light, an outdoor space goes from invisible to inviting. That's why Trex has expanded our soft white lighting to cover more ground—from post cap lights and recessed deck lights to stair risers and more.

DECK LIGHTING

Ours seamlessly integrates into rails, risers, treads and posts for easy, elegant wayfinding. Shop lighting.trex.com



Trex® RainEscape®
DECK DRAINAGE SYSTEM



OUTWIT THE ELEMENTS

The unique Trex® RainEscape® under-deck drainage system keeps rain, spills and snow melt from dripping through the decking boards above, creating a dry room below.

Now available in black and tan. See all options at rainescape.trex.com

TREX® PROTECT™ GOES THE EXTRA MILE

Shield the vulnerable components of your deck from moisture with Trex Protect, a non-skid, self-adhesive deck flashing tape.





ABOVE AND BEYOND

Trex® Pergola™ keeps outdoor living from feeling so...outdoors. Add a customizable pergola to your sun-soaked space and get a shady, sturdy retreat that's virtually upkeep-free.

COOLER BY A MILE

Add a ShadeTree® Canopy System for a pop of color and smart sun protection. Retractable canopies available in AirFlow Mesh or Sunbrella® outdoor fabric at pergola.trex.com



HIDE AND CHIC

Mix the comforts of your indoor space with the natural beauty of your outdoor space with Trex® Outdoor Kitchens™. Color-rich cabinetry brings both style and utility to your yard.

STYLE MEETS DURABILITY

Protect your cabinetry from even the harshest elements with a powder-coated finish. Choose from a range of unique colors and designs at outdoorkitchens.trex.com



DEEP-SEATED BEAUTY

Each of our comfortable, durable and sustainable pieces feature an ergonomic design, superbly crafted with a splinter-free finish.

WELL ROOTED

Trex—in partnership with *Trees for the Future*—plants a tree with each piece of furniture ordered.

Learn more at furniture.trex.com



INNOVATE YOUR SPACE

Welcome the beauty of the natural elements into your outdoor living space with fire and water features that push the limits of design and engineering.

AN ELEMENTAL OASIS

Turn up the heat when entertaining with fire pits, tables and pots. Or, give your yard a touch of luxury with elegant water features. Learn more at

fireandwater.trex.com





Trex® Spiral Stairs™

GO FROM SPACE-POOR TO SPACE-PROUD

Trex® Spiral Stairs™ offer all of the space-saving advantages of traditional spiral staircases but with Trex style, strength and simplicity.

STEP UP AND STAND OUT

Each step tread can be capped with Trex composite decking to match—or contrast—your deck color. Settled on spiral? Download a blueprint at spiralstairs.trex.com



Trex® Cornhole™

PLAY FOR KEEPS
Regulation-sized and surfaced, our durable cornhole set comes with eight resin-filled bags that withstand the elements, too. Learn more at cornhole.trex.com







Trex® LatticeWorks™






ADDED COVERAGE FOR CURB APPEAL
Choose from a range of decorative and durable patterns to add privacy, utility and dimension deckside. Learn more at lattice.trex.com




Trex Decking & Fascia

PROFILE	DESCRIPTION		ITEM NUMBER	COLORS	
<div>1" Square-Edge Board</div> <div><div>Actual dimensions: Transcend & Enhance: .94 in x 5.5 in x 12 ft / 16 ft / 20 ft (24 mm x 140 mm x 365 cm / 487 cm / 609 cm)</div><div>Select: .82 in x 5.5 in x 12 ft / 16 ft / 20 ft (20 mm x 140 mm x 365 cm / 487 cm / 609 cm)</div></div>		1 x 6 x 12'	Transcend Tropicals	XX010612TS01 XX010616TS01 XX010620TS01	IM, TT, HG, SR, LR
		1 x 6 x 16'	Transcend Tropicals		
		1 x 6 x 20'	Transcend Tropicals		
		1 x 6 x 12'	Transcend Earth Tones	XX010612T2S01 XX010616T2S01 XX010620T2S01	GP, RS, VL
		1 x 6 x 16'	Transcend Earth Tones		
		1 x 6 x 20'	Transcend Earth Tones		
		1 x 6 x 12'	Enhance Basics	XX010612E2S01 XX010616E2S01 XX010620E2S01	CS, BD, SD
		1 x 6 x 16'	Enhance Basics		
		1 x 6 x 20'	Enhance Basics		
		1 x 6 x 12'	Enhance Naturals	XX010612E2S01 XX010616E2S01 XX010620E2S01	FW, RH, TS, CB
		1 x 6 x 16'	Enhance Naturals		
		1 x 6 x 20'	Enhance Naturals		
		7/8 x 6 x 12'	Select	XX010612SS01	PG, WG, SD, WB, MB
	7/8 x 6 x 16'	Select	XX010616SS01		
	7/8 x 6 x 20'	Select	XX010620SS01		

<div>1" Grooved-Edge Board</div> <div><div>Actual dimensions: Transcend & Enhance: .94 in x 5.5 in x 12 ft / 16 ft / 20 ft (24 mm x 140 mm x 365 cm / 487 cm / 609 cm)</div><div>Select: .82 in x 5.5 in x 12 ft / 16 ft / 20 ft (20 mm x 140 mm x 365 cm / 487 cm / 609 cm)</div></div>		1 x 6 x 12'	Transcend Tropicals	XX010612TG01 XX010616TG01 XX010620TG01	IM, TT, HG, SR, LR
		1 x 6 x 16'	Transcend Tropicals		
		1 x 6 x 20'	Transcend Tropicals		
		1 x 6 x 12'	Transcend Earth Tones	XX010612T2G01 XX010616T2G01 XX010620T2G01	GP, RS, VL
		1 x 6 x 16'	Transcend Earth Tones		
		1 x 6 x 20'	Transcend Earth Tones		
		1 x 6 x 12'	Enhance Basics	XX010612E2G01 XX010616E2G01 XX010620E2G01	CS, BD, SD
		1 x 6 x 16'	Enhance Basics		
		1 x 6 x 20'	Enhance Basics		
		1 x 6 x 12'	Enhance Naturals	XX010612E2G01 XX010616E2G01 XX010620E2G01	FW, RH, TS, CB
		1 x 6 x 16'	Enhance Naturals		
		1 x 6 x 20'	Enhance Naturals		
		7/8 x 6 x 12'	Select	XX010612SG01 XX010616SG01 XX010620SG01	PG, WG, SD, WB, MB

<div>1" x 8" Fascia</div> <div><div>Actual dimensions: Transcend, Enhance, Select, Universal White: .56 in x 7.25 in x 12 ft (14 mm x 184 mm x 365 cm)</div></div>		1 x 8 x 12'	Transcend Tropicals	XX010812TS01 XX010812T2S01	IM, TT, HG, SR, LR GP, RS, VL
		1 x 8 x 12'	Transcend Earth Tones		
		1 x 8 x 12'	Enhance Basics	XX010812E2S01 XX010812E2S01	CS, BD, SD FW, RH, TS, CB
		1 x 8 x 12'	Enhance Naturals		
		1 x 8 x 12'	Select	XX010812SS01 WW010812ES01	PG, WG, SD, WB, MB WW
		1 x 8 x 12'	Universal White		
		1 x 8 x 12'	Universal White		
		1 x 12 x 12'	Transcend Tropicals	XX011212TS01 XX011212T2S01	IM, TT, HG, SR, LR GP, RS, VL
		1 x 12 x 12'	Transcend Earth Tones		
		1 x 12 x 12'	Enhance Basics	XX011212E2S01 XX011212E2S01	CS, BD, SD FW, RH, TS, CB
		1 x 12 x 12'	Enhance Naturals		
		1 x 12 x 12'	Select	XX011212SS01 WW011212ES01	PG, WG, SD, WB, MB WW
		1 x 12 x 12'	Universal White		
		1 x 12 x 12'	Universal White		

<div>1" x 12" Fascia</div> <div><div>Actual dimensions: Transcend, Enhance, Select, Universal White: .56 in x 11.375 in x 12 ft (14 mm x 288 mm x 365 cm)</div></div>		1 x 12 x 12'	Transcend Tropicals	XX011212TS01 XX011212T2S01	IM, TT, HG, SR, LR GP, RS, VL
		1 x 12 x 12'	Transcend Earth Tones		
		1 x 12 x 12'	Enhance Basics	XX011212E2S01 XX011212E2S01	CS, BD, SD FW, RH, TS, CB
		1 x 12 x 12'	Enhance Naturals		
		1 x 12 x 12'	Select	XX011212SS01 WW011212ES01	PG, WG, SD, WB, MB WW
		1 x 12 x 12'	Universal White		
		1 x 12 x 12'	Universal White		
		2 x 4 x 16'	Transcend Tropicals	XX020416TS01	IM, TT, HG, SR, LR
		2 x 6 x 12'	Transcend Tropicals		
		2 x 6 x 16'	Transcend Tropicals		
		2 x 6 x 20'	Transcend Tropicals	XX020612TS01 XX020616TS01 XX020620TS01	IM, TT, HG, SR, LR
		2 x 6 x 12'	Transcend Tropicals		
		2 x 6 x 16'	Transcend Tropicals		
		2 x 6 x 12'	Select	XX020612SS01 XX020616SS01 XX020620SS01	PG, SD, WB, MB
		2 x 6 x 16'	Select		
		2 x 6 x 20'	Select		

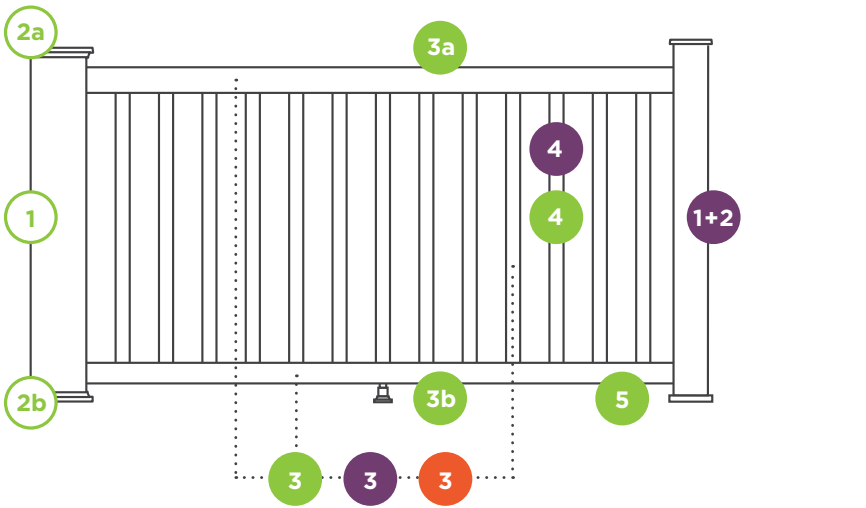
<div>2" Square-Edge Board</div> <div><div>Actual dimensions: Transcend 2x4: 1.3 in x 3.4 in x 16 ft (33 mm x 86 mm x 487 cm)</div><div>Transcend & Select 2x6: 1.3 in x 5.5 in x 12 ft / 16 ft / 20 ft (33 mm x 140 mm x 365 cm / 487 cm / 609 cm)</div></div>		2 x 4 x 16'	Transcend Tropicals	XX020416TS01	IM, TT, HG, SR, LR
		2 x 6 x 12'	Transcend Tropicals		
		2 x 6 x 16'	Transcend Tropicals		
		2 x 6 x 20'	Transcend Tropicals	XX020612TS01 XX020616TS01 XX020620TS01	IM, TT, HG, SR, LR
		2 x 6 x 12'	Transcend Tropicals		
		2 x 6 x 16'	Transcend Tropicals		
		2 x 6 x 12'	Select	XX020612SS01 XX020616SS01 XX020620SS01	PG, SD, WB, MB
		2 x 6 x 16'	Select		
		2 x 6 x 20'	Select		

XX = COLOR PREFIX

IM Island Mist	GP Gravel Path	PG Pebble Grey	FW Foggy Wharf	CS Clam Shell
TT Tiki Torch	RS Rope Swing	WG Winchester Grey	RH Rocky Harbor	BD Beach Dune
HG Havana Gold	VL Vintage Lantern	SD Saddle	TS Toasted Sand	SD Saddle
SR Spiced Rum		WB Woodland Brown	CB Coastal Bluff	WW Wood Grain White
LR Lava Rock		MB Madeira		

RAILING—
a lot easier than it looks

Selecting the right railing is pretty easy, but each Trex® railing line is a little different. Please read the system descriptions at the top of each product section so you can choose exactly which railing components you need to complete your design. For additional guidance, the chart to the right depicts each railing system's components.



TREX POST COMPONENTS	TREX SIGNATURE® RAILING	TREX TRANSCEND® RAILING	TREX SELECT® RAILING
----------------------	-------------------------	-------------------------	----------------------

Trex Post Sleeves, Caps & Skirts

These components can be used as steps 1 & 2 for all Trex railing lines.

STEP	COMPONENT	DESCRIPTION	ITEM NUMBER
1	Post Sleeve	Each 4x4 and 6x6 post sleeve fits over a 4x4 pressure treated post or equivalent post mount.	
		4" x 4" x 39" Post Sleeve [4.45 in x 4.45 in x 40 in (113 mm x 113 mm x 101 cm) external dimensions]	XX040439APS
		4" x 4" x 108" Post Sleeve [4.45 in x 4.45 in x 108 in (113 mm x 113 mm x 274 cm) external dimensions]	XX0404108APS
		6" x 6" x 39" Post Sleeve [5.5 in x 5.5 in x 39 in (139 mm x 139 mm x 990 mm) external dimensions]	WT060639APS
		6" x 6" x 108" Post Sleeve [5.5 in x 5.5 in x 108 in (139 mm x 139 mm x 274 cm) external dimensions]	WT0606108APS
2a	Post Sleeve Cap	Also available with LED lighting. See page 54.	
		Flat 4" x 4" Post Sleeve Cap [4.55 in x 4.55 in (115 mm x 115 mm) internal dimensions]	PXXSQCAP4X4
		Flat 6" x 6" Post Sleeve Cap [5.55 in x 5.55 in (140 mm x 140 mm) internal dimensions]	PWTSQCAP6X6
2b	Post Sleeve Skirt		
		4" x 4" Post Sleeve Skirt [4.55 in x 4.55 in (115 mm x 115 mm) internal dimensions]	PXXSKIRT4X4
		6" x 6" Post Sleeve Skirt [5.55 in x 5.55 in (140 mm x 140 mm) internal dimensions]	PWTSKIRT6X6
ACCESSORY	Surface Mount Post	For use with 4x4 composite post sleeve	
		Aluminum Surface Mount Post for 36" (914 mm) Rail Height (1/box) Actual external dimensions of insert: 3.75 in x 3.75 in x 7 in (95 mm x 95 mm x 177 mm)	ALPOSTMOUNT36
		Aluminum Surface Mount Post for 42" (1066 mm) Rail Height (1/box) Actual external dimensions of insert: 3.75 in x 3.75 in x 7 in (95 mm x 95 mm x 177 mm)	ALPOSTMOUNT42
		Surface Mount Post Hardware—Wood (10 kits/box)	ALPOSTHWDECK
	Joist Mount Post	For use with 4x4 composite post sleeve	
		Aluminum Joist Mount Post for use with all Trex railing heights (1/box) Actual external dimensions of insert: 3.75 in x 3.75 in x 7 in (95 mm x 95 mm x 177 mm)	CPJMNTPOST63

XX = COLOR PREFIX

WT Classic White	GP Gravel Path	TH Tree House
BK Charcoal Black	RS Rope Swing	VL Vintage Lantern

Trex Signature® Railing

Choose either aluminum posts or composite post sleeves, caps and skirts for steps 1 & 2.
Pair with a rail kit (step 3) and infill panel (step 4) if needed.

STEP	DESCRIPTION	ITEM NUMBER	DESCRIPTION	ITEM NUMBER
1+2	Aluminum Posts			
	Can only be used within the Trex Signature line. Trex Signature aluminum posts fulfill steps 1 & 2. If using composite post sleeves, refer to page 49.			
	2.5" x 2.5" x 37" Aluminum Post—Horizontal 2.5" x 2.5" x 43" Aluminum Post—Horizontal 2.5" x 2.5" x 53" Aluminum Post—Stair <i>Comes with cap and skirt.</i>	XXAL252537RCAP XXAL252543RCAP XXAL252553RCAP	IRC Aluminum Mounting Plate & Hardware <i>For use with all Trex 2.5" Surface Mount Aluminum Posts</i>	ALPOSTHWDECK
	2.5" x 2.5" x 36" Crossover Post—Horizontal 2.5" x 2.5" x 42" Crossover Post—Horizontal <i>Comes with skirt.</i>	XXAL252536RCCP XXAL252542RCCP	Concrete Post Mount Kit	ALPOSTHWCONC
	2.5" x 2.5" x 37" Line Post with Premounted Brackets 2.5" x 2.5" x 37" End Post with Premounted Brackets 2.5" x 2.5" x 37" Corner Post with Premounted Brackets 2.5" x 2.5" x 43" Line Post with Premounted Brackets 2.5" x 2.5" x 43" End Post with Premounted Brackets 2.5" x 2.5" x 43" Corner Post with Premounted Brackets <i>Comes with cap and skirt.</i>	BKAL252537RCAPLINE BKAL252537RCAPEND BKAL252537RCAPCNR BKAL252543RCAPLINE BKAL252543RCAPEND BKAL252543RCAPCNR	2.5" x 2.5" x 63" Aluminum Joist Mount Post <i>Comes with cap and skirt.</i>	XXJMNTPOST63
			Trex Signature Fascia Mount Kit - wood framing <i>For use with Joist Mount Trex Signature Railing Post only.</i>	XXFMNTWOOD
			Dimensions above are nominals. See below for actuals and metrics. [2.5 in x 2.5 in x 36 in (63 mm x 63 mm x 914 mm) actual dimensions] [2.5 in x 2.5 in x 37 in (63 mm x 63 mm x 939 mm) actual dimensions] [2.5 in x 2.5 in x 42 in (63 mm x 63 mm x 106 cm) actual dimensions] [2.5 in x 2.5 in x 43 in (63 mm x 63 mm x 109 cm) actual dimensions] [2.5 in x 2.5 in x 53 in (63 mm x 63 mm x 134 cm) actual dimensions] [2.5 in x 2.5 in x 63 in (63 mm x 63 mm x 160 cm) actual dimensions]	

STEP	DESCRIPTION	ITEM NUMBER	DESCRIPTION	ITEM NUMBER
3	Rail & Baluster Kit			
	(includes top rail, bottom rail, balusters and mounting and support hardware) <i>Available in WT, BZ, and BK.</i>			
	6' x 36" Rail Kit w. Round Balusters—Horizontal 6' x 36" Rail Kit w. Round Balusters—Stair 8' x 36" Rail Kit w. Round Balusters—Horizontal 8' x 36" Rail Kit w. Round Balusters—Stair	BKAR0636HRK BKAR0636SRK BKAR0836HRK BKAR0836SRK	6' x 36" Rail Kit w. Square Balusters—Horizontal 6' x 36" Rail Kit w. Square Balusters—Stair 8' x 36" Rail Kit w. Square Balusters—Horizontal 8' x 36" Rail Kit w. Square Balusters—Stair	XXAS0636HRK XXAS0636SRK XXAS0836HRK XXAS0836SRK
	6' x 42" Rail Kit w. Round Balusters—Horizontal 6' x 42" Rail Kit w. Round Balusters—Stair 8' x 42" Rail Kit w. Round Balusters—Horizontal 8' x 42" Rail Kit w. Round Balusters—Stair	BKAR0642HRK BKAR0642SRK BKAR0842HRK BKAR0842SRK	6' x 42" Rail Kit w. Square Balusters—Horizontal 6' x 42" Rail Kit w. Square Balusters—Stair 8' x 42" Rail Kit w. Square Balusters—Horizontal 8' x 42" Rail Kit w. Square Balusters—Stair	XXAS0642HRK XXAS0642SRK XXAS0842HRK XXAS0842SRK
	Dimensions above are nominals. See below for actuals and metrics. [4' x 36": 48 in x 36 in (122 cm x 914 mm) actual dimensions] [6' x 36": 72 in x 36 in (182 cm x 914 mm) actual dimensions] [8' x 36": 96 in x 36 in (243 cm x 914 mm) actual dimensions] [4' x 42": 48 in x 42 in (122 cm x 106cm) actual dimensions] [6' x 42": 72 in x 42 in (182 cm x 106 cm) actual dimensions] [8' x 42": 96 in x 42 in (243 cm x 106 cm) actual dimensions]		4' x 36" Assembled Panel (Square)—Horizontal 6' x 36" Assembled Panel (Square)—Horizontal 8' x 36" Assembled Panel (Square)—Horizontal 4' x 42" Assembled Panel (Square)—Horizontal 6' x 42" Assembled Panel (Square)—Horizontal 8' x 42" Assembled Panel (Square)—Horizontal <i>Does not include hardware.</i>	BKAS0436HRPNL BKAS0636HRPNL BKAS0836HRPNL BKAS0442HRPNL BKAS0642HRPNL BKAS0842HRPNL
STEP	DESCRIPTION	ITEM NUMBER	DESCRIPTION	ITEM NUMBER

3	Rail & Rod Kit			
	(includes top rail, bottom rail, rods and mounting and support hardware)			
	6' x 36" Black Rails & Platinum Rods Kit—Horizontal 6' x 36" Black Rails & Platinum Rods Kit—Stair 8' x 36" Black Rails & Platinum Rods Kit—Horizontal 8' x 36" Black Rails & Platinum Rods Kit—Stair	BKPLROD0636HRK BKPLROD0636SRK BKPLROD0836HRK BKPLROD0836SRK	6' x 42" Black Rails & Black Rods Kit—Horizontal 6' x 42" Black Rails & Black Rods Kit—Stair 8' x 42" Black Rails & Black Rods Kit—Horizontal 8' x 42" Black Rails & Black Rods Kit—Stair	BKBKROD0642HRK BKBKROD0642SRK BKBKROD0842HRK BKBKROD0842SRK
	6' x 36" Bronze Rails & Platinum Rods Kit—Horizontal 6' x 36" Bronze Rails & Platinum Rods Kit—Stair 8' x 36" Bronze Rails & Platinum Rods Kit—Horizontal 8' x 36" Bronze Rails & Platinum Rods Kit—Stair	BZPLROD0636HRK BZPLROD0636SRK BZPLROD0836HRK BZPLROD0836SRK	36" Rod Rail Vertical Kit—Horizontal 36" Rod Rail Vertical Kit—Stair 42" Rod Rail Vertical Kit—Horizontal 42" Rod Rail Vertical Kit—Stair <i>Use as an accessory for cut rod rail sections. Available in BK and PL.</i>	XX36RODHVERTK XX36RODSVERTK XX42RODHVERTK XX42RODSVERTK
	6' x 36" Black Rails & Black Rods Kit—Horizontal 6' x 36" Black Rails & Black Rods Kit—Stair 8' x 36" Black Rails & Black Rods Kit—Horizontal 8' x 36" Black Rails & Black Rods Kit—Stair	BKBKROD0636HRK BKBKROD0636SRK BKBKROD0836HRK BKBKROD0836SRK	Dimensions above are nominals. See below for actuals and metrics. [6' x 36": 72 in x 36 in (182 cm x 914 mm) actual dimensions] [8' x 36": 96 in x 36 in (243 cm x 914 mm) actual dimensions] [6' x 42": 72 in x 42 in (182 cm x 106 cm) actual dimensions] [8' x 42": 96 in x 42 in (243 cm x 106 cm) actual dimensions]	
	6' x 42" Black Rails & Platinum Rods Kit—Horizontal 6' x 42" Black Rails & Platinum Rods Kit—Stair 8' x 42" Black Rails & Platinum Rods Kit—Horizontal 8' x 42" Black Rails & Platinum Rods Kit—Stair	BKPLROD0642HRK BKPLROD0642SRK BKPLROD0842HRK BKPLROD0842SRK		
	6' x 42" Bronze Rails & Platinum Rods Kit—Horizontal 6' x 42" Bronze Rails & Platinum Rods Kit—Stair 8' x 42" Bronze Rails & Platinum Rods Kit—Horizontal 8' x 42" Bronze Rails & Platinum Rods Kit—Stair	BZPLROD0642HRK BZPLROD0642SRK BZPLROD0842HRK BZPLROD0842SRK		

XX = COLOR PREFIX

50 WT Classic White BZ Bronze BK Charcoal Black PL Platinum

Trex Signature® Railing

Choose either aluminum posts or composite post sleeves, caps and skirts for steps 1 & 2.
Pair with a rail kit (step 3) and infill panel (step 4) if needed.

STEP	COMPONENT	DESCRIPTION	ITEM NUMBER
3	Mesh Rail Kit		
	(includes top rail, bottom rail, foot block, verticals, anti-rattle gaskets, hardware and bracket pack)		
	6' x 36" Mesh Railing Kit—Horizontal 6' x 36" Mesh Railing Kit—Stair 8' x 36" Mesh Railing Kit—Horizontal 8' x 36" Mesh Railing Kit—Stair	XXA0636PNLHRK XXA0636PNLSRK XXA0836PNLHRK XXA0836PNLSRK	
	6' x 42" Mesh Railing Kit—Horizontal 6' x 42" Mesh Railing Kit—Stair 8' x 42" Mesh Railing Kit—Horizontal 8' x 42" Mesh Railing Kit—Stair	XXA0642PNLHRK XXA0642PNLSRK XXA0842PNLHRK XXA0842PNLSRK	
	36" Mesh Railing Vertical Kit—Horizontal 36" Mesh Railing Vertical Kit—Stair 42" Mesh Railing Vertical Kit—Horizontal 42" Mesh Railing Vertical Kit—Stair <i>Use as an accessory for cut mesh railing sections.</i>	XX36MSHHVERTK XX36MSHSVVERTK XX42MSHHVERTK XX42MSHSVVERTK	
	Available in BK and BZ. Mesh infill sold separately.		
	Dimensions above are nominals. See below for actuals and metrics. [6' x 36": 72 in x 36 in (182 cm x 914 mm) actual dimensions] [8' x 36": 96 in x 36 in (243 cm x 914 mm) actual dimensions] [6' x 42": 72 in x 42 in (182 cm x 106 cm) actual dimensions] [8' x 42": 96 in x 42 in (243 cm x 106 cm) actual dimensions]		

Glass Rail Kit

(includes top rail, bottom rail, foot block, verticals, hardware and bracket pack)




6' Glass Railing Kit—Horizontal XXA06HGLRK

Available in BK and WT.
Glass infill not included. Utilizes readily available 1/4" tempered glass.

Glass can be sourced by contacting your local glazier or call **1-800 BUY-TREX** for more information.

Dimension above is nominal. See below for actual and metric.
[6': 72 in (182 cm) actual dimension]

4	<h3>Mesh Panel</h3> <p><i>(includes stainless steel mesh panel)</i> <i>For use with Trex Signature Mesh Kit.</i></p> 	<p>6' x 36" Stainless Steel Mesh Panel—Horizontal 8' x 36" Stainless Steel Mesh Panel—Horizontal 8' x 42" Stainless Steel Mesh Panel—Horizontal Universal 316 Stainless Steel Mesh Panel—Stair</p> <p>Dimensions above are nominals. See below for actuals and metrics. <i>[6' x 36": 64 in x 32.375 in (162 cm x 822 mm) actual dimensions]</i> <i>[8' x 36": 88 in x 32.375 in (223 cm x 822 mm) actual dimensions]</i> <i>[8' x 42": 88 in x 38.375 in (223 cm x 974 mm) actual dimensions]</i> <i>[Universal 316: 108.1875 in x 36.1875 in (274 cm x 919 mm) actual dimensions]</i></p>	<p>SSMESH0636HZ SSMESH0836HZ SSMESH0842HZ SSMESHUNIVST</p>	
	DESCRIPTION	ITEM NUMBER	DESCRIPTION	ITEM NUMBER

ACCESSORY

Trex Signature Bracket Templates
Bracket Template—Horizontal (36" and 42") - Composite Sleeve

Bracket Template—Horizontal (36" and 42") - 2.5" Aluminum Post



SIGTEMP4X4SLEEVE

SIGTEMPIRCPOST

Cocktail Rail Bracket (10/pack) XXCTBK TAL10PK

Fixed Bracket—Horizontal (4/pack) XXFHBKTAL
Fixed Bracket—Stair (4/pack) XXFSBK TAL

Tabless Fixed Bracket—Horizontal (4/pack) XXFHBKTALPNL

Swivel Bracket—Horizontal (2/pack—1 top, 1 bottom) XXSWHBKTAL
Swivel Bracket—Stair (2/pack—1 top, 1 bottom) XXSWSBKTAL

2.5" Crossover Bracket—Horizontal (1/pack) XX25FHCBK TAL

2.5" Swivel Crossover Bracket—Stair (1/pack) XX25RCSWSCBK TAL

Compound Swivel Bracket (2/pack—1 top, 1 bottom) XXCPDSWBKTAL

Aluminum Foot Block XXALFTBLK

Touch-up Pen XXTOUCHUPPEN

XX = COLOR PREFIX

WT Classic White BZ Bronze BK Charcoal Black SS Stainless Steel

Trex Transcend® Railing

Transcend is either a 3-step or 5-step process. Choose Trex post sleeves, caps and skirts (steps 1 & 2), then choose a rail kit (step 3). OR choose each component individually for a custom design (steps 3a, 3b, 4 & 5).

STEP	COMPONENT	DESCRIPTION	ITEM NUMBER	COLOR
3	Rail & Square Composite Baluster Kit <i>(includes Crown top rail, Universal bottom rail, square composite balusters, baluster spacers, adjustable foot block and mounting hardware)</i> <i>Color option indicates rails and balusters.</i>	6' x 36" Rail & Baluster Kit—Horizontal 6' x 36" Rail & Baluster Kit—Stair 8' x 36" Rail & Baluster Kit—Horizontal 8' x 36" Rail & Baluster Kit—Stair	XXO636HRK WT0636SRK XXO836HRK XXO836SRK	WT, BK, VL WT WT, BK, VL WT, BK, VL
		6' x 42" Rail & Baluster Kit—Horizontal 8' x 42" Rail & Baluster Kit—Horizontal 8' x 42" Rail & Baluster Kit—Stair	XXO642HRK XXO842HRK XXO842SRK	WT, BK, VL WT, BK, VL WT, BK, VL
	Rail & Round Aluminum Baluster Kit <i>(includes Crown top rail, Universal bottom rail, round aluminum balusters, baluster spacers, adjustable foot block and mounting hardware)</i> <i>Color option indicates rails. Round aluminum balusters come in BK.</i>	6' x 36" Rail & Baluster Kit—Horizontal 8' x 36" Rail & Baluster Kit—Horizontal 8' x 36" Rail & Baluster Kit—Stair	XXRD0636HRK XXRD0836HRK XXRD0836SRK	WT, BK, VL WT, BK, VL WT, BK, VL
		6' x 42" Rail & Baluster Kit—Horizontal 8' x 42" Rail & Baluster Kit—Horizontal 8' x 42" Rail & Baluster Kit—Stair	XXRD0642HRK XXRD0842HRK XXRD0842SRK	WT, BK, VL WT, BK, VL WT, BK, VL
	Cocktail Rail & Round Aluminum Baluster Kit <i>(includes Universal top/bottom rails, round aluminum balusters, baluster spacers, adjustable foot block and mounting hardware)</i> <i>Round aluminum balusters come in BK. Only Trex Transcend and Select deck boards can be used for cocktail rail application.</i>	6' x 36" Cocktail Rail & Baluster Kit—Horizontal 8' x 36" Cocktail Rail & Baluster Kit—Horizontal 8' x 36" Cocktail Rail & Baluster Kit—Stair	WTRD0636HRKCKTL WTRD0836HRKCKTL WTRD0836SRKCKTL	WT WT WT
		Dimensions above are nominals. See below for actuals and metrics. 6' x 36": 67.5 in x 36 in (171 cm x 914 mm) 6' x 42": 67.5 in x 42 in (171 cm x 106 cm) 8' x 36": 91.5 in x 36 in (232 cm x 914 mm) 8' x 42": 91.5 in x 42 in (232 cm x 106 cm)		


OR choose each component individually for a custom design (steps 3a, 3b, 4 & 5).

STEP	COMPONENT	DESCRIPTION	ITEM NUMBER
3a	Top Rail Universal top rail is used for cocktail rail applications.	6' Crown Top Rail 8' Crown Top Rail	XXCROWNTR06 XXCROWNTR08
3b	Bottom Rail	6' Universal Top/Bottom Rail 8' Universal Top/Bottom Rail	XXUNIVTBR06 XXUNIVTBR08
		[6' Rail: 67.5 in (171 cm) actual length; 8' Rail: 91.5 in (232 cm) actual length]	
4	Balusters See chart below for number of balusters needed to complete each railing section.	Square Composite Balusters for 36" Rail Height (16/pack) Square Composite Balusters for 42" Rail Height (16/pack) Round Aluminum Balusters for 36" Rail Height (20/pack) Round Aluminum Balusters for 42" Rail Height (20/pack) Dimensions above are nominals. See below for actuals and metrics. 6' Rail: 67.5 in (171 cm) 8' Rail: 91.5 in (232 cm) Composite 36" Baluster: 1.418 in x 1.418 in x 30.375 in (36 mm x 36 mm x 771 mm) Composite 42" Baluster: 1.418 in x 1.418 in x 36.375 in (36 mm x 36 mm x 923 mm) Aluminum 36" Baluster: .75 in x 30.25 in (19 mm x 768 mm) Aluminum 42" Baluster: .75 in x 36.25 in (19 mm x 920 mm)	XXO20230SBK XXO20236SBK XXTA30RBK XXTA36RBK

XX = COLOR PREFIX

Composite Colors			
WT Classic White	GP Gravel Path	TH Tree House	
BK Charcoal Black	RS Rope Swing	VL Vintage Lantern	

Trex Transcend® Railing

STEP	COMPONENT	DESCRIPTION	ITEM NUMBER	
5	<div>Accessory Infill Kit</div> <div>(includes, baluster spacers, adjustable foot block and mounting hardware)</div> <div></div> <div>Dimensions above are nominals. See below for actuals and metrics. 6': 67.5 in (171 cm) 8': 91.5 in (232 cm)</div>	<div>6' Accessory Infill Kit for Square Composite Balusters—Horizontal</div> <div>6' Accessory Infill Kit for Square Composite Balusters—Stair</div> <div>8' Accessory Infill Kit for Square Composite Balusters—Horizontal</div> <div>8' Accessory Infill Kit for Square Composite Balusters—Stair</div> <div>6' Accessory Infill Kit for Round Aluminum Balusters—Horizontal</div> <div>6' Accessory Infill Kit for Round Aluminum Balusters—Stair</div> <div>8' Accessory Infill Kit for Round Aluminum Balusters—Horizontal</div> <div>8' Accessory Infill Kit for Round Aluminum Balusters—Stair</div> <div>6' Glass Panel Accessory Infill Kit</div>	<div>XXSQHIK06</div> <div>XXSQSIK06</div> <div>XXSQHIK08</div> <div>XXSQSIK08</div> <div>XXRDHIK06</div> <div>XXRDSIK06</div> <div>XXRDHIK08</div> <div>XXRDSIK08</div> <div>XXGLIK06</div>	
DESCRIPTION		ITEM NUMBER	DESCRIPTION	ITEM NUMBER
ACCESSORY				
<div>Trex Transcend Bracket Template</div> <div>Bracket Template—Horizontal</div> <div>(36" and 42") - Composite Sleeve</div> <div></div>		TSCTEMP4X4SLEEVE	<div>Mounting Hardware for Cut Rails—Horizontal</div> <div>Mounting Hardware for Cut Rails—Stair</div> <div>Transcend RSB Bracket Pack—Horizontal (24/box)</div> <div>Transcend RSB Bracket Pack—Stair (24/box)</div> <div>0 Degree Rail Gasket Pack—Horizontal</div> <div>0 Degree Rail Gasket Pack—Stair</div> <div>22.5 Degree Gasket Pack</div> <div>45 Degree Birdsmouth Gasket Pack (for 4x4)</div> <div>45 Degree Gasket Pack (for 6x6)</div>	<div>XXHZACCYKIT</div> <div>XXSTACCYKIT</div> <div>TSHBRACKET</div> <div>TSSBRACKET</div> <div>XX00HGASK</div> <div>XX00SGASK</div> <div>XX22HGASK</div> <div>XX45RSBADAPK</div> <div>WT45HGASK</div>
<div>Foot Block</div> <div></div>		XXFTBLKPC		

Trex Select® Railing

Trex Select is a 3-step process. Choose Trex post sleeves, caps and skirts (steps 1 & 2) and a rail kit (step 3).

STEP	COMPONENT	DESCRIPTION	ITEM NUMBER
3	Rail & Round Aluminum Baluster Kit <i>(includes top rail, bottom rail, round aluminum balusters, adjustable foot block and hardware pack)</i> Available in WT rails with aluminum balusters in BK. Dimensions above are nominals. See below for actuals and metrics. 6' x 36": 67.5 in x 36 in (171 cm x 914 mm) 6' x 42": 67.5 in x 42 in (171 cm x 106 cm) 8' x 36": 91.5 in x 36 in (232 cm x 914 mm) 8' x 42": 91.5 in x 42 in (232 cm x 106 cm)	6' x 36" Rail & Baluster Kit—Horizontal 6' x 36" Rail & Baluster Kit—Stair 8' x 36" Rail & Baluster Kit—Horizontal 8' x 36" Rail & Baluster Kit—Stair 6' x 42" Rail & Baluster Kit—Horizontal 8' x 42" Rail & Baluster Kit—Horizontal 8' x 42" Rail & Baluster Kit—Stair	WTRD0636HSELK WTRD0636SSELK WTRD0836HSELK WTRD0836SSELK WTRD0642HSELK WTRD0842HSELK WTRD0842SSELK
ACCESSORY	Mounting Hardware for Cut Rails—Horizontal (10 kits/box) Mounting Hardware for Cut Rails—Stair (10 kits/box)		BKENHZBKT BKENSTBKT
	Trex Select 8' Aluminum Rail Stiffener		SELALRAILSTIFFENER

XX = COLOR PREFIX

Composite Colors			
WT Classic White	GP Gravel Path	TH Tree House	
BK Charcoal Black	RS Rope Swing	VL Vintage Lantern	

Aluminum Colors	
WT Classic White	BK Charcoal Black
BZ Bronze	

COMPONENT & DESCRIPTION		ITEM NUMBER
Flat Post Cap Light		BKSQLEDCAP4X4C WTSQLEDCAP4X4C THSQLEDCAP4X4C VLSQLEDCAP4X4C GPSQLEDCAP4X4C RSSQLEDCAP4X4C
» 4" x 4" LED Post Cap Light <i>[4.55 in x 4.55 in (115 mm x 115 mm) actual internal dimensions]</i> Use with Trex 4 in Composite Railing Posts		
» 5.5 ft (1.67 m) Male LightHub® Lead		
Aluminum Post Cap Light		BKALCAPLED25 BZALCAPLED25 WTALCAPLED25
» 2.5" x 2.5" LED Aluminum Post Cap Light <i>[2.6 in x 2.6 in (66 mm x 66 mm) actual internal dimensions]</i> Use with Trex 2.5 in Aluminum Railing Posts		
» 5.5 ft (1.67 m) Male LightHub Lead		

Aluminum Deck Rail Light		BKLAMPLEDC BZLAMPLEDC WTLAMPLEDC
» LED Deck Rail Light <i>[2.75 in (69 mm) OD]</i>		
» 5.5 ft (1.67 m) Male LightHub Lead		
Aluminum Wedge Deck Rail Light		BKALPOSTLAMPLED BZALPOSTLAMPLED WTALPOSTLAMPLED
» LED Wedge Deck Rail Light <i>[1.875 in wide x 3 in high (47 mm x 76 mm) actual dimensions]</i> Compatible with all Trex Railing Posts		
» 5.5 ft (1.67 m) Male LightHub Lead		

Aluminum Stair Riser Light		BKRISERLED4PKC BZRISERLED4PKC WTRISERLED4PKC
» 4 LED Riser Lights <i>[1.25 in (31 mm) OD]</i>		
» 5.5 ft (1.67 m) Male LightHub Lead		



Recessed Deck Light		RECESSLED4PKC
» 4 LED Recessed Lights <i>[1 in (25 mm) OD]</i>		
» 5.5 ft (1.67 m) Male LightHub Lead		

ACCESSORIES		
Transformer with Timer		8.3A, 100W: DIMMABLE 83DLTRANSFORMERCC 2.5A, 30W: 25DLTRANSFORMER
» Output Voltage: 12VDC » Output Power: 100W or 30W » Output Current: 8.3A or 2.5A » Photo-Activated Timer » 20 ft (6.09 m) LightHub Wire Extension Cable		
Multi-zone Transformer Adapter		DL5TFSPPLIT1PK

Dimmer		DLDIMMER
» Single Channel with Remote		




Forstner Bit		DLBIT6PK
» Pack of 6 » 1 in (25 mm)		

LightHub Accessories		DL3SPLIT6PK DL6SPLIT4PK DL5FTWR4PK DL10FTWR4PK DL20FTWR4PK DL40FTWR2PK DL60FTWR1PK DLFADAP6PK
» 3-Way Splitter » 6-Way Splitter » 5 ft (1.52 m) Wire Extension Cable » 10 ft (3.04 m) Wire Extension Cable » 20 ft (6.09 m) Wire Extension Cable » 40 ft (12.19 m) Wire Extension Cable » 60 ft (18.28 m) Wire Extension Cable » Female to Female Adapter		

COMPONENT	ITEM NUMBER	
1.375 in x 8 ft (34 mm x 243 cm) Hand Rail Wall Return 90° Wall Mount Corner Mount Post Return ("Candy Cane") 5° Elbow 31° Elbow 34° Elbow 36° Elbow 90° Inside/Outside Elbow Adjustable ADA Elbow Straight 4 in (101 mm) Internal Connector Inline Rail Termination Adapter Rail End Cap Aluminum Collar	XXALADARAIL8 XXALADA90WR2G XXALADAWMNT2G XXALADAICORNER2G XXALADA180CCANE XXALADA05ELB XXALADA31ELB XXALADA34ELB XXALADA36ELB XXALADA90ELB2G XXALADAADJELB XXALINTCONN XXALADAINLINE XXALADACAP XXALADACL	
All Trex ADA handrail components are made of powder-coated aluminum. For detailed installation instructions, visit trex.com/2021		
		<div><div>1 36° Elbow</div><div>2 Wall Mount</div><div>3 Aluminum Collar</div></div> <div><div>4 Wall Return 90°</div><div>5 Hand Rail</div></div> 


Trex Aluminum Gates

COMPONENT	DESCRIPTION	ITEM NUMBER
Gate Rail Kit	36" Rail Height, Square Balusters, Adjustable up to 48" wide opening 36" Rail Height, Round Balusters, Adjustable up to 48" wide opening 42" Rail Height, Square Balusters, Adjustable up to 48" wide opening 42" Rail Height, Round Balusters, Adjustable up to 48" wide opening <i>[Actual height 36" Rail: 36 in (914 mm); 42" Rail: 42 in (106 cm) Actual width is 47.5 in (120 cm) but can be cut to fit any width.]</i>	XX36SQADJGATE XX36RDADJGATE XX42SQADJGATE XX42RDADJGATE
Hardware Pack	2 Adjustable Self-Closing Hinges 1 Locking Hasp With Keys Hardware for attachment to wood post with composite sleeve or aluminum posts	BKGATEHW



Trex Hideaway® Hidden Fastening System

COMPONENT	DESCRIPTION	ITEM NUMBER
Universal Fastener (glass-filled nylon)	50 sq. ft (4.6 sq. m) box 500 sq. ft (46.5 sq. m) bucket	UNIVCONCLIP DA00002
Universal Starter Clip	400 sq. ft (37 sq. m) bag	UNIVSTARTCLIP
Router Bit	Router Bit	ROUTBIT



XX = COLOR PREFIX

WT Classic White BZ Bronze BK Charcoal Black



TREX® LIMITED WARRANTY

Trex Company, Inc. (hereinafter “Trex”) warrants to the original purchaser (“Purchaser”) that, for the period of time set forth in the following sentence, under normal use and service conditions, Trex® product (the “Product”) shall be free from material defects in workmanship and materials, and shall not split, splinter, rot or suffer structural damage from termites or fungal decay. The term of such warranty shall be twenty-five (25) years from the date of original purchase for a residential application, and ten (10) years from the date of original purchase for a commercial application. If a defect occurs within the warranty period, Purchaser shall notify Trex in writing and, upon confirmation by an authorized Trex representative of the defect, Trex’s sole responsibility shall be, at its option, to either replace the defective Product or refund the portion of the purchase price paid by Purchaser for such defective Product (not including the cost of its initial installation).

For purposes of this warranty, a “residential application” shall refer to an installation of the Product on an individual residence, and a “commercial application” shall refer to any installation of the Product other than on an individual residence.

Notwithstanding the foregoing, (a), the term of the warranty for the LED lights and housing for Trex DeckLighting™ shall be seven (7) years, the term of the warranty for the LED lights and housing for Trex LandscapeLighting™ shall be five (5) years, the term of the warranty for the dimmer, timer and transformer for both shall be three (3) years, and the term of the warranty for the motion controller for both shall be one (1) year, in each case provided that a Trex transformer is used (with no warranty on any components if a Trex transformer is not used), and any other parts or accessories shall not be warranted; (b) with respect to hardware for the Trex Surroundings® gate (gate frame, hinges and screws), the term of the warranty shall be five (5) years, (c) with respect to Trex Decorative Balusters, the term of the warranty covering the paint coating shall be ten (10) years, and shall be prorated in the following manner: 100% replacement for the first five (5) years; and 50% replacement for the next five (5) years, (d) the term of the warranty for Transcend Product used as outdoor cladding shall be twenty-five (25) years for both a residential application and a commercial application, and (e) this warranty shall not apply to Trex Elevations® steel deck framing, Trex Signature® aluminum railing and TrexTrim™ (which each have separate warranties).

TO THE FULLEST EXTENT PERMITTED UNDER THE LAW, THIS WARRANTY SHALL NOT COVER AND TREX SHALL NOT BE RESPONSIBLE FOR COSTS AND EXPENSES INCURRED WITH RESPECT TO THE REMOVAL OF DEFECTIVE PRODUCT OR THE INSTALLATION OF REPLACEMENT MATERIALS, INCLUDING BUT NOT LIMITED TO LABOR AND FREIGHT.

With respect to a residential application, this warranty may be transferred one (1) time, within the five (5) year period beginning from the date of original purchase by the Purchaser, to a subsequent buyer of the property upon

which the Product was originally installed. With respect to a commercial application, this warranty is freely transferable to subsequent buyers of the property upon which the Product was originally installed.

To make a claim under this limited warranty, Purchaser, or the transferee, shall send to Trex, within the warranty period referred to above, a description of the claimed defect and proof of purchase, to the following address:

Trex Company, Inc.
Customer Relations
160 Exeter Drive
Winchester, VA 22603-8605

Trex does not warrant against and is not responsible for any condition attributable to: (1) improper installation of Product and/or failure to abide by Trex’s installation guidelines, including but not limited to improper gapping; (2) use of Product beyond normal use and service conditions, or in an application not recommended by Trex’s guidelines and local building codes; (3) movement, distortion, collapse or settling of the ground or the supporting structure on which Product is installed; (4) any act of God (such as flooding, hurricane, earthquake, lightning, etc.), environmental condition (such as air pollution, mold, mildew, etc.), staining from foreign substances (such as dirt, grease, oil, etc.), or normal weathering (defined as exposure to sunlight, weather and atmosphere which will cause any colored surface to gradually fade, chalk, or accumulate dirt or stains); (5) variations or changes in color of Product; (6) improper handling, storage, abuse or neglect of Product by Purchaser, the transferee or third parties; or (7) ordinary wear and tear.

No person or entity is authorized by Trex to make and Trex shall not be bound by any statement or representation as to the quality or performance of Product other than as contained in this warranty. This warranty may not be altered or amended except in a written instrument signed by Trex and Purchaser.

TO THE FULLEST EXTENT PERMITTED UNDER THE LAW, UNDER NO CIRCUMSTANCES WILL TREX BE LIABLE FOR INCIDENTAL OR CONSEQUENTIAL DAMAGES, WHETHER SUCH DAMAGES ARE SOUGHT IN CONTRACT, IN TORT (INCLUDING BUT NOT LIMITED TO NEGLIGENCE AND STRICT LIABILITY) OR OTHERWISE, AND TREX’S LIABILITY FOR NON-PERSONAL INJURY CLAIMS WITH RESPECT TO DEFECTIVE PRODUCT SHALL IN NO EVENT EXCEED THE REPLACEMENT OF SUCH PRODUCT OR REFUND OF THE PURCHASE PRICE, AS DESCRIBED ABOVE.

Some States or Provinces do not allow the exclusion or limitation of incidental or consequential damages, so the above limitation or exclusion may not apply to you. This warranty gives you specific legal rights, and you may also have other rights that vary from State to State or Province to Province.

Copyright © 2019 Trex Company, Inc.



TREX TRANSCEND®, TREX ENHANCE®, TREX SELECT® AND TREX® UNIVERSAL FASCIA LIMITED FADE & STAIN WARRANTY

For the term set forth below, Trex Company, Inc. (hereinafter “Trex”) warrants to the original end-user purchaser (the “Purchaser”) that Trex Transcend® decking, porch or fascia, Trex Enhance® decking or fascia, Trex Select® decking or fascia or Trex Universal Fascia, as the case may be (the “Product”) will perform, under normal use and service conditions, as follows:

Term of Warranty: The term of this warranty shall begin on the date of original purchase, and shall end (1) twenty-five (25) years thereafter for a residential application of the Product, and (2) ten (10) years thereafter for a commercial application of the Product. Notwithstanding the foregoing, the term of this warranty for Transcend Product used as outdoor cladding shall be twenty-five (25) years for both a residential application and a commercial application.

Residential/Commercial Application: For purposes of this warranty, a “residential application” shall refer to an installation of the Product on an individual residence, and a “commercial application” shall refer to any installation of the Product other than on an individual residence.

Fade Resistance: The Product shall not fade in color from light and weathering exposure as measured by color change of more than 5 Delta E (CIE) units.

The Product is designed to resist fading. No material is fade proof when exposed to years of UV exposure and the elements. The Product is designed to resist fading, and will not in any event fade by more than 5 Delta E (CIE) units.

Stain Resistance: The Product shall be resistant to permanent staining resulting from spills of food and beverage items including ketchup, mustard, salad oils, tea, wine, coffee, fruit punch, barbeque sauce, grease, sodas and other food and beverage related items that would typically be present on a residential deck, or mold and mildew naturally occurring in the environment, provided that such substances are removed from the Product with soap and water or mild household cleaners within one (1) week of exposure of the food or beverage to the surface or first appearance of the mold and mildew.

Notwithstanding the foregoing, Trex does not warrant that the Product is stain-proof, and does not warrant stain resistance resulting from spilled or otherwise applied food and beverage substances which are not properly cleaned as provided above within one (1) week of exposure. In addition, materials not covered in the stain resistant warranty include abrasive compounds of acidic or basic pH, paints or stains, strong solvents, metallic rust or other abnormal deck use items, and non-food and non-beverage substances, including but not limited to, biocides, fungicides, plant food, or bactericides. Mold and mildew can settle and grow on any outdoor surface, including this Product. You should periodically clean your deck to remove dirt and pollen that can feed mold and mildew. This warranty does not cover mold and mildew which is not properly cleaned as provided above within one (1) week of first appearance.

Standard Trex Company Limited Warranty: This warranty is in addition to the standard Trex Company Limited Warranty that applies to all Trex products.

Transferability: With respect to a residential application, this warranty may be transferred one (1) time, within the five (5) year period beginning from the date of original purchase by the Purchaser, to a subsequent buyer of the property upon which the Trex products were originally installed. With respect to a commercial application, this warranty is freely transferable to subsequent buyers of the property upon which the Trex products were originally installed.

EXCLUSIONS FROM WARRANTY COVERAGE:

Exposure to Heat: Direct or indirect contact with extreme heat sources (over 275 degrees) may cause fading and may damage the surface of the Product, and any effects of such exposure are expressly excluded from coverage under this warranty.

Surface Damage: Never use metal shovels or sharp-edged tools to remove snow and ice on the surface of the Product. If the surface of the Product is damaged or punctured, this warranty will be voided.

Paint or Other Materials Applied to the Product: If paint or other coating materials are applied to the Product, this warranty will be voided.

Railing: This warranty does not cover Trex Transcend®, Trex Enhance® or Trex Select® railing components.

Other Exclusions: This warranty shall not cover any condition attributable to: (1) improper installation of the Product and/or failure to abide by Trex’s installation guidelines, including but not limited to improper gapping; (2) use of the Product beyond normal use or service conditions, or in an application not recommended by Trex’s guidelines and local building codes; (3) movement, distortion, collapse or settling of the ground or the supporting structure on which the Product is installed; (4) any act of God (such as flooding, hurricane, earthquake, lightning, etc.); (5) improper handling, storage, abuse or neglect of the Product by Purchaser, the transferee or third parties; (6) any fading or staining not on the walking surface of the Product (i.e., the underside or the ends of the Product); or (7) ordinary wear and tear.

Procedure for Making a Claim under this Warranty

In order to make a claim under this warranty, Purchaser must do the following:

1. If the Purchaser is making a claim relating to the warranty on stain resistance, Purchaser must do as follows:

(a) Purchaser must try to clean the affected area of the deck by using the cleaning procedures described above within one (1) week of exposure of the food or beverage to the Product or first appearance of the mold and mildew.

(b) If the affected area remains reasonably unsatisfactory after Purchaser has tried these cleaning procedures, then Purchaser must have the affected area of the deck professionally cleaned at Purchaser’s expense.

(c) If the affected area remains reasonably unsatisfactory after the professional cleaning, Purchaser may make a claim under this warranty, provided that such claim is made within thirty (30) days after the professional cleaning.

2. To make a claim under this limited warranty, Purchaser, or the transferee, shall send to Trex, within the warranty period referred to above, a description and photographs of the affected area of the Product, proof of purchase, and if the claim relates to the warranty on stain resistance, proof of compliance with paragraph 1. above, to the following address:

Trex Company, Inc.
Customer Relations
160 Exeter Drive
Winchester, VA 22603-8605

3. Upon confirmation by an authorized Trex representative of a valid claim hereunder, Trex’s sole responsibility shall be, at its option, to either replace the affected item or refund the portion of the purchase price paid by Purchaser for such affected item (not including the cost of its initial installation).

Replacement material will be provided that is as close as possible in color, design and quality as the replaced material, but Trex does not guarantee an exact match as colors and design may change.

4. If a valid warranty claim hereunder is made during years eleven (11) through twenty-five (25) after the original purchase for a residential application, recovery will be prorated. If Trex is providing replacement materials, it may elect to replace the percentage listed below of boards otherwise meeting the requirements for a claim, or if it is refunding the purchase price, it may elect to refund the percentage listed below of the purchase price of boards otherwise meeting the requirements for a claim.

YEAR OF WARRANTY CLAIM	PERCENTAGE RECOVERY
11	80%
12	80%
13	80%
14	60%
15	60%
16	60%
17	40%
18	40%
19	40%
20	20%
21	20%
22	20%
23	10%
24	10%
25	10%

5. TO THE FULLEST EXTENT PERMITTED UNDER THE LAW, THIS WARRANTY SHALL NOT COVER AND TREX SHALL NOT BE RESPONSIBLE FOR COSTS AND EXPENSES INCURRED WITH RESPECT TO THE REMOVAL OF AFFECTED PRODUCT OR THE INSTALLATION OF REPLACEMENT MATERIALS, INCLUDING BUT NOT LIMITED TO LABOR AND FREIGHT.

No person or entity is authorized by Trex to make and Trex shall not be bound by any statement or representation as to the quality or performance of Trex products other than as contained in this warranty. This warranty may not be altered or amended except in a written instrument signed by Trex and Purchaser.

TO THE FULLEST EXTENT PERMITTED UNDER THE LAW, UNDER NO CIRCUMSTANCES WILL TREX BE LIABLE FOR INCIDENTAL OR CONSEQUENTIAL DAMAGES, WHETHER SUCH DAMAGES ARE SOUGHT IN CONTRACT, IN TORT (INCLUDING BUT NOT LIMITED TO NEGLIGENCE AND STRICT LIABILITY) OR OTHERWISE, AND TREX’S LIABILITY FOR NON-PERSONAL INJURY CLAIMS WITH RESPECT TO PRODUCTS SHALL IN NO EVENT EXCEED THE REPLACEMENT OF SUCH PRODUCTS OR REFUND OF THE PURCHASE PRICE, AS DESCRIBED ABOVE.

Some States or Provinces do not allow the exclusion or limitation of incidental or consequential damages, so the above limitation or exclusion may not apply to you. This warranty gives you specific legal rights, and you may also have other rights that vary from State to State or Province to Province.

Copyright © 2019 Trex Company, Inc.



TREX SIGNATURE® RAILING LIMITED WARRANTY

Trex Company, Inc. (hereinafter “Trex”) warrants to the original purchaser (“Purchaser”) that, under normal use and service conditions, Trex Signature® Railing (the “Product”) shall, for a period of twenty-five (25) years from the date of original purchase, be free from material defects in workmanship and materials. If a defect occurs within the warranty period, Purchaser shall notify Trex in writing and, upon confirmation by an authorized Trex representative of the defect, Trex’s sole responsibility shall be, at its option, to either replace the defective Product or refund the portion of the purchase price paid by Purchaser for such defective Product (not including the cost of its initial installation).

With respect to installations where the atmosphere is influenced by a body of salt water (or other contaminant conditions), failure to adhere to the cleaning guidelines available at www.trex.com will void this warranty with respect to any condition resulting from such failure.

TO THE FULLEST EXTENT PERMITTED UNDER THE LAW, THIS WARRANTY SHALL NOT COVER AND TREX SHALL NOT BE RESPONSIBLE FOR COSTS AND EXPENSES INCURRED WITH RESPECT TO THE REMOVAL OF DEFECTIVE PRODUCT OR THE INSTALLATION OF REPLACEMENT MATERIALS, INCLUDING BUT NOT LIMITED TO LABOR AND FREIGHT.

This warranty may be transferred one (1) time, within the five (5) year period beginning from the date of original purchase by the Purchaser, to a subsequent buyer of the property upon which the Product was originally installed.

To make a claim under this limited warranty, Purchaser, or the transferee, shall send to Trex, within the warranty period referred to above, a description of the claimed defect and proof of purchase, to the following address:

Trex Company, Inc.
Customer Relations
160 Exeter Drive
Winchester, VA 22603-8605

Trex does not warrant against and is not responsible for any condition attributable to: (1) improper installation of the Product; (2) use of the Product beyond normal use and service conditions, or in an application not recommended by Trex’s guidelines and local building codes; (3) movement, distortion, collapse or settling of the ground or the supporting structure on which the Product is installed; (4) damages attributable to fire, violent storms, earthquake or other Acts of God, accidents, vandalism, or other casualties, impact of objects, or exposure to atmospheric pollutants or conditions other than natural weather processes, (5) improper handling, storage, abuse or neglect of the Product by Purchaser, the transferee or third parties; or (6) ordinary wear and tear.

No person or entity is authorized by Trex to make and Trex shall not be bound by any statement or representation as to the quality or performance of Trex products other than as contained in this warranty. This warranty may not be altered or amended except in a written instrument signed by Trex and Purchaser.

TO THE FULLEST EXTENT PERMITTED UNDER THE LAW, UNDER NO CIRCUMSTANCES WILL TREX BE LIABLE FOR INCIDENTAL OR CONSEQUENTIAL DAMAGES, WHETHER SUCH DAMAGES ARE SOUGHT IN CONTRACT, IN TORT (INCLUDING BUT NOT LIMITED TO NEGLIGENCE AND STRICT LIABILITY) OR OTHERWISE, AND TREX’S LIABILITY FOR NON-PERSONAL INJURY CLAIMS WITH RESPECT TO DEFECTIVE PRODUCTS SHALL IN NO EVENT EXCEED THE REPLACEMENT OF SUCH PRODUCTS OR REFUND OF THE PURCHASE PRICE, AS DESCRIBED ABOVE.

Some States or Provinces do not allow the exclusion or limitation of incidental or consequential damages, so the above limitation or exclusion may not apply to you. This warranty gives you specific legal rights, and you may also have other rights that vary from State to State or Province to Province.

Copyright © 2020 Trex Company, Inc.

Go step-by-step with our helpful

ONLINE TOOLS

1. GET A SENSE OF COLOR & COSTS

Color Selector
Find a hue that says “you”
at colors.trex.com

Decking & Railing Duos
Select a pre-styled pairing
at duos.trex.com

Cost Calculator
Estimate the price of your
deck at price.trex.com

2. DETERMINE SIZE & SHAPE

Deck Starter
Design your deck in three clicks
at getstarted.trex.com

Deck Designer
Get a shareable blueprint
with our virtual reality tool at
3Ddesign.trex.com

3. SECURE SAMPLES & GET MOVING

Board Samples
Compare and contrast footlong
boards at order.trex.com

Trex Locator
Find nearby retailers at
find.trex.com

TrexPro® Locator
Find a local, pre-approved
contractor at pros.trex.com

 @TrexCompany

SHARE YOUR BUILD

Tag your photos with [#trexdecking](https://www.instagram.com/explore/tags/trexdecking)
to be featured on our Instagram feed.



featuring: Transcend Tropicals in Tiki Torch and Signature Glass Railing



Engineering What's Next
in Outdoor Living®

DECKING | RAILING | LIGHTING | FASCIA
KITCHENS | FURNITURE | PERGOLA | DRAINAGE

Visit **trex.com**
or call **1-800-BUY-TREX**

FIND US ON



© 2020 Trex Company, Inc. All rights reserved. Trex®, the Trex logo, TrexPro®, Trex Enhance®, Trex Select®, Trex Transcend®, Trex® Cladding™, Trex Signature®, Trex® OutdoorLighting™, Trex® Fascia, Trex® Pergola™, Trex® Outdoor Kitchens™, Trex® Spiral Stairs™, Trex® RainEscape®, Trex® Protect™, Trex® Outdoor Furniture™, Trex® Cornhole™, Trex® LatticeWorks™, Trex Hideaway® and Trex LightHub® are either federally registered trademarks, trademarks or trade dress of Trex Company, Inc., Winchester, Virginia or its licensees.

